

The background features several large, overlapping, rounded shapes in yellow and teal. The yellow shapes are positioned at the top and right, while a teal shape is at the bottom right. The text is centered in the white space.

Finance Analysis. No Excel. No code.

19 Nov 2020

Agenda

1. About Day5 Analytics
2. How KNIME Addresses Finance Challenges
3. Finance Success Stories
4. Day5 Analytics' Approach with KNIME

The right side of the page features a decorative graphic composed of several overlapping, rounded, organic shapes. The top three shapes are yellow, and the bottom two are teal. They are arranged in a vertical stack, with the yellow shapes on top and teal shapes on the bottom, creating a modern, abstract design.

About Day5 Analytics

Introduction



Paras Gupta M.Eng, M.M.A.
Founder & CEO

 Day5 Analytics Inc.

 paras.gupta@day5analytics.com

Paras is the founder and CEO of Day5 Analytics, a data company that accelerates clients to their full analytical potential by understanding the intricacies of their businesses, creating solid data foundations and processes, and providing custom solutions.

With over a decade of experience in B2C and B2B spanning three continents, he has experienced enterprise data and analytics at all stages of data maturity. He is passionate about helping companies understand and leverage the existing data opportunity to drive their business growth. As a lifelong learner, he is keen to empower his clients with data knowledge, self-sufficiency, and automation – changing the way they do business.

Take your company data from

Evolution to Revolution

UNCOVER THE TRUE VALUE OF YOUR DATA



Day5 Analytics Services

“ Day5 Analytics Inc. accelerates clients to their full analytical potential by understanding the intricacies of their businesses, creating solid data foundations, and deploying custom solutions ”



Data Engineering & RPA



Business Intelligence



Advanced Analytics



Training

Our Major Partners



Microsoft
Partner

➤ We also collaborate closely with local [academic institutions](#) to bring the latest innovations to market

12 Years In Finance Environments

Paras Gupta, Founder & CEO, Day5 Analytics



BNP PARIBAS

Structured Finance



FP&A



Business Analysis



Financial Analytics

FP&A

Corporate reporting
Variance analyses
Budgeting
Tracking KPIs
Scenario analyses
Business partnering
Ad-hoc projects
Business cases

Accounting

Cost accruals
Reclasses
Invoice tracking
Process improvements
Posting entries
Audit responses

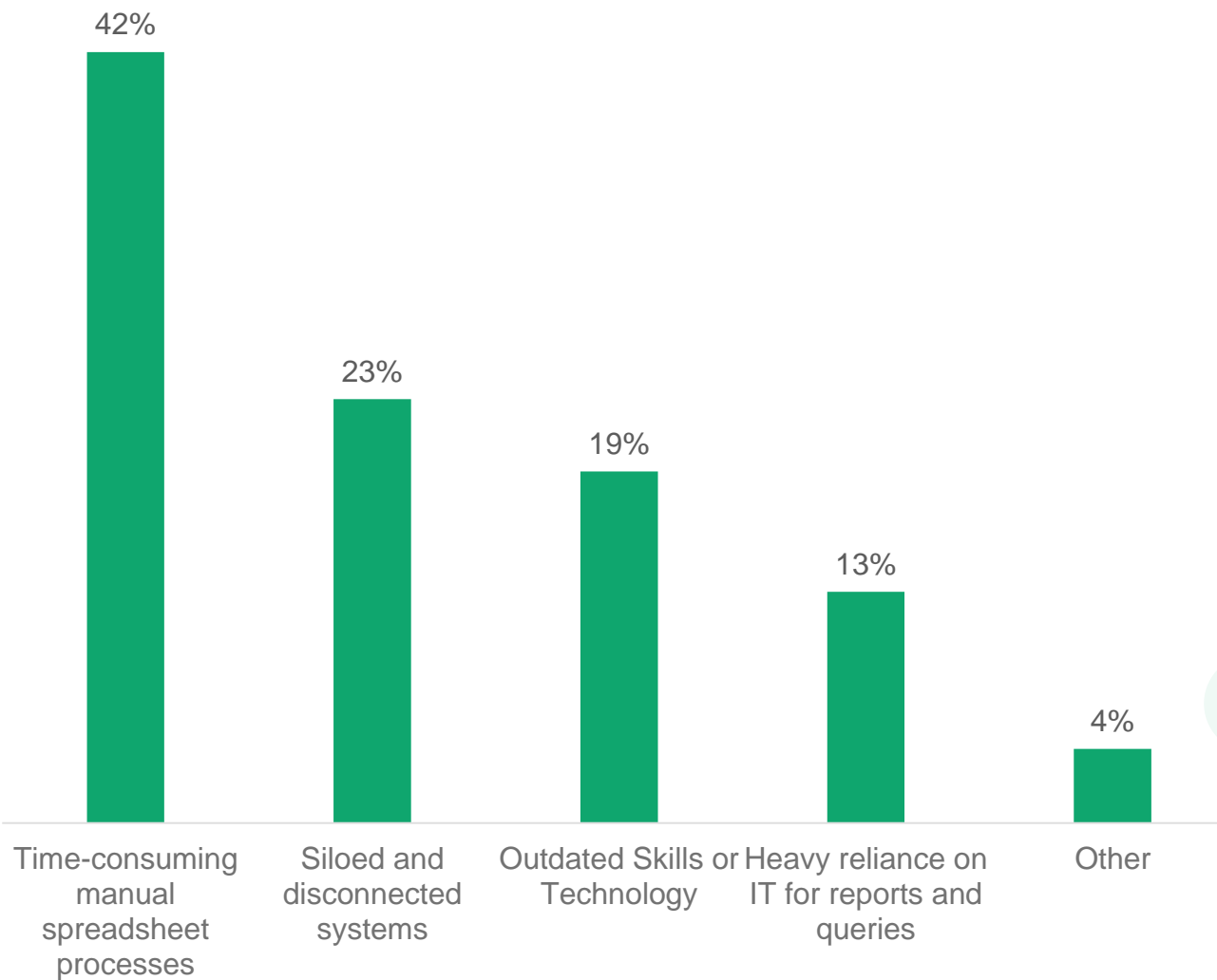


Systems

Oracle
SAP
Essbase / Hyperion
OLAP Cubes (SSAS)
Tableau
Microsoft BI
Proprietary ERPs
Databases

Poll: What prevents your finance department from delivering its full potential?

Spreadsheet processes
and disconnected
systems are a major barrier



48 Responses

The right side of the slide features a decorative graphic composed of several overlapping, rounded, polygonal shapes. The top three shapes are yellow, and the bottom two are teal. They are arranged in a vertical stack, with the teal shapes at the bottom and yellow shapes above them, creating a modern, abstract design.

How KNIME Addresses Finance Challenges

How KNIME Addresses Analyst challenges

FINANCE

De-stress month-end.

Automate your monthly tasks and save 75% of that time forever! Leverage the vast KNIME community to ensure you never have to build another model from scratch again.

Repetitive tasks

Late-night cycles

Burnout

ANALYST

Less work. More insights.

Use KNIME as a stand-alone data blending tool, or supply your preferred visualization tool the data it needs for impactful and timely insights.

Siloed data

'Firefighting' mode

Seek business partnering opportunities

Not code-savvy

EXCEL USER

Escape spreadsheet hell.

Automate your manual spreadsheet data processes - with the self-documenting nature of KNIME, you only need to build a model once. Say bye-bye to Excel 'Not Responding' crashes!

Manual work

Excessive data

Offline documentation

How KNIME Addresses Management Challenges

EXECUTIVE

Stay ahead of the game.

KNIME enables your business experts to apply their domain knowledge and get critical insights from the data- without sacrificing the critical IT support needed to keep the lights on.

Need to innovate

Aggressive competition

Efficiency challenges

Cost

MANAGER

Inspire your staff.

KNIME has helped several teams overcome traditional tool limitations, while driving staff engagement through learning a future-proof skill.

Disengaged staff

High churn

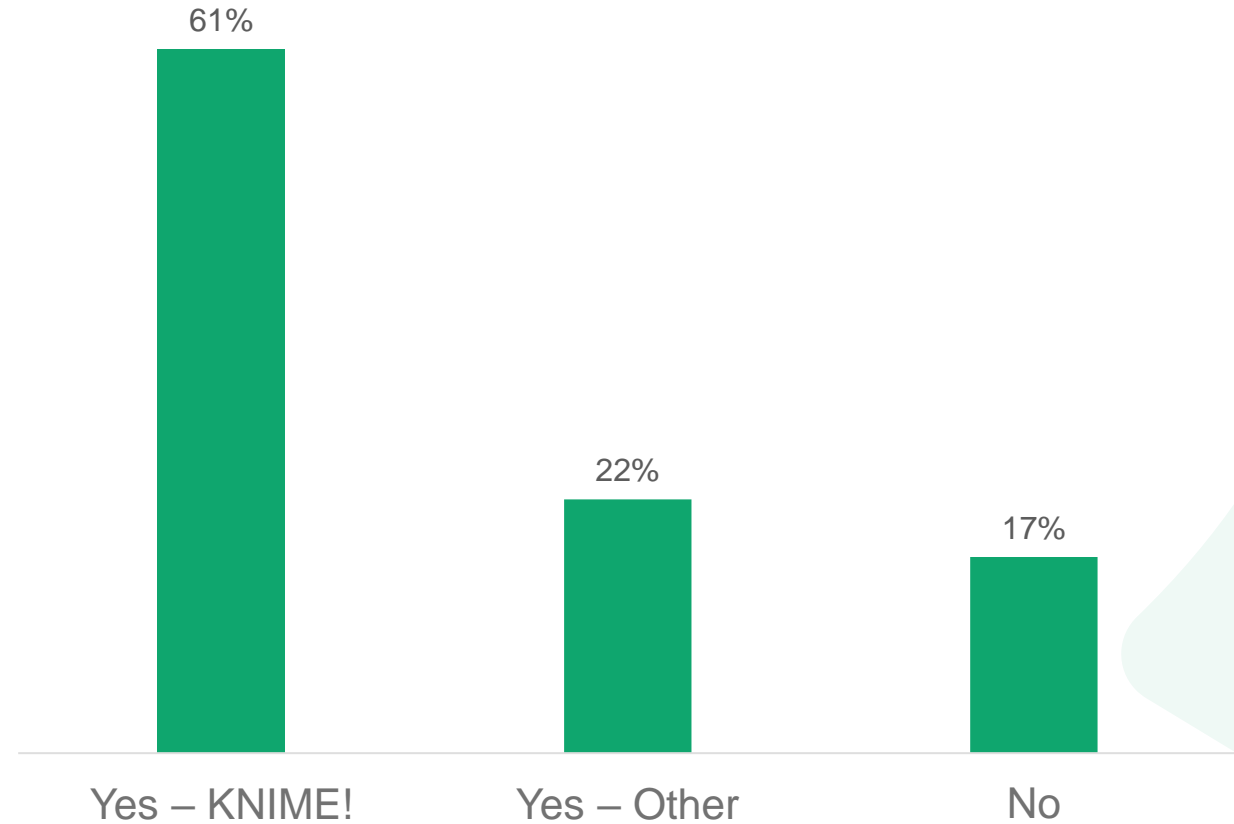
Identify innovators

The right side of the page features a decorative graphic composed of several overlapping, rounded, organic shapes. The top portion consists of four yellow shapes, and the bottom portion consists of two teal shapes. The shapes are arranged in a way that they appear to be part of a larger, abstract composition.

Finance Success Stories

Poll: Have you considered a tool to automate your financial spreadsheet processes?

A **majority** of the audience has considered **automation with KNIME**



36 Responses

Financial Reporting with KNIME + PowerBI

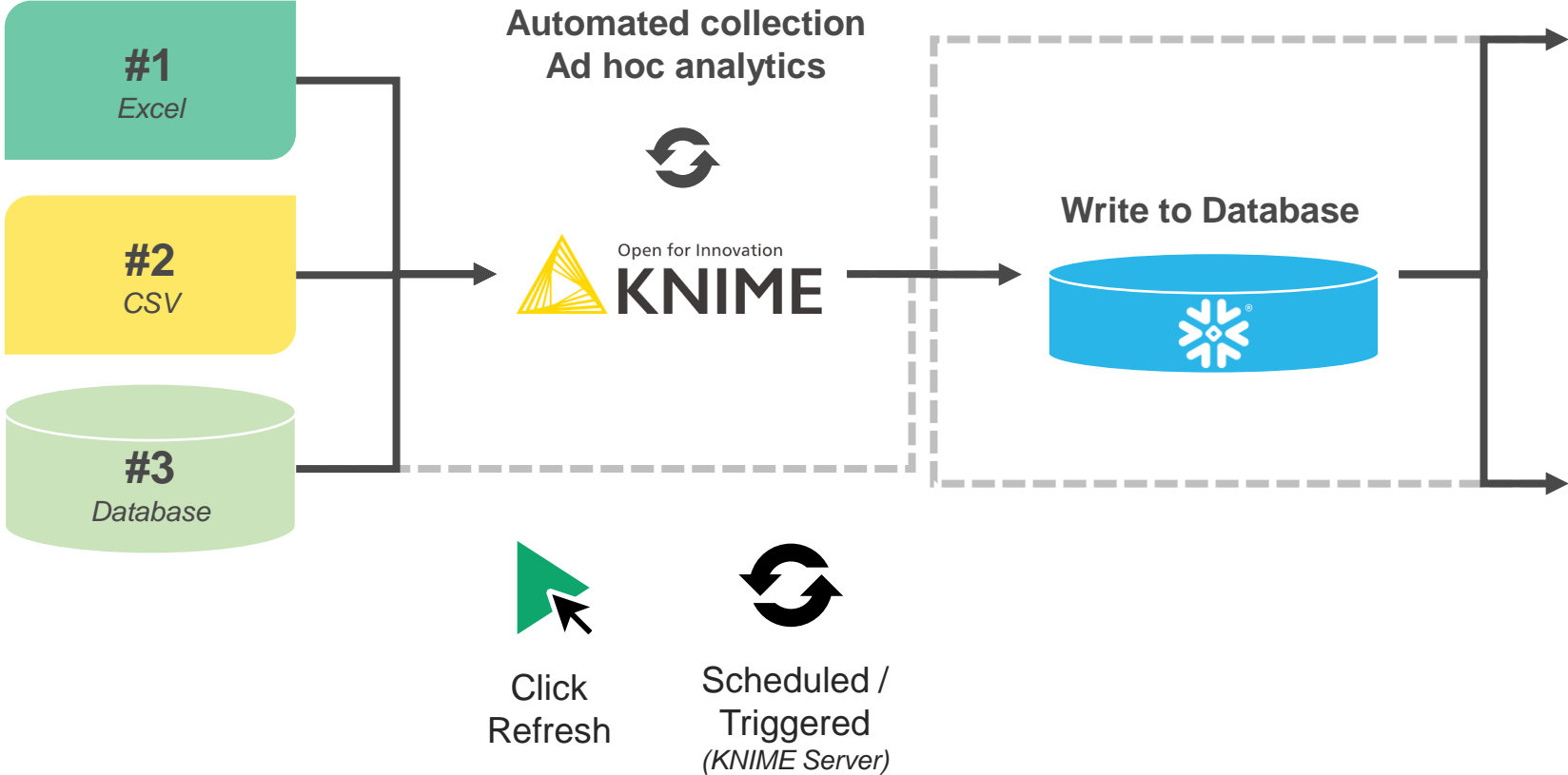


- Transactional **data prep** in KNIME (3m+ rows)
- Self-service build by Finance, **no IT support**
- Retains **granular detail** for BI reporting
- Push datasets to **MS PowerBI**, deploy via MS Teams
- **Engagement** driver
- Contributed to **turnover reduction of 40%**

*“Rushing to meet client deadlines has become a thing of the past; **delivering increased value is the new normal**”*

- Director, Operations Finance

KNIME's Technology Fit



Web-based Business Intelligence Tools



Static Reporting, email automation



Financial Reporting Demo

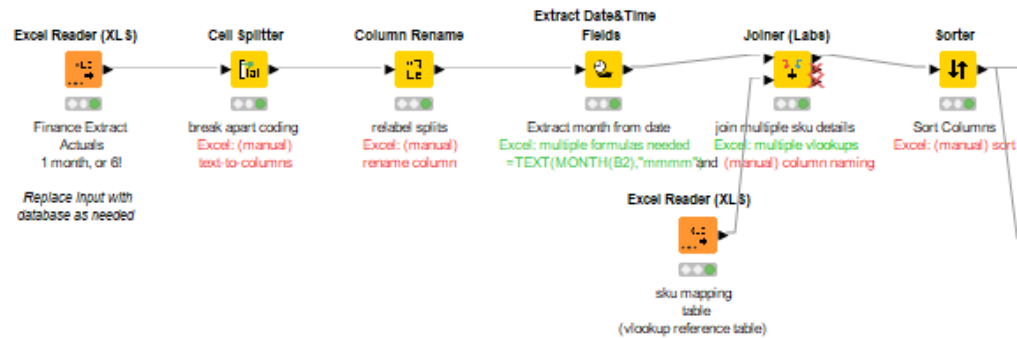
Finance Variance Analysis Reporting

This workflow demonstrates a typical variance analysis report created by Finance teams. The process identifies corresponding Excel actions a user may take to perform the same task (in **red** where it is a manual process in Excel, in **green** where it can be somewhat automated using Excel formulas).

Sample data represents raw Finance system accounting information, and budgets arranged in table formats. Following the cleanup and preparation of the data, data is output into multiple formats for consumption by the audience (*Excel, Tableau, PowerBI shown here, and can also be written out to various databases too*).

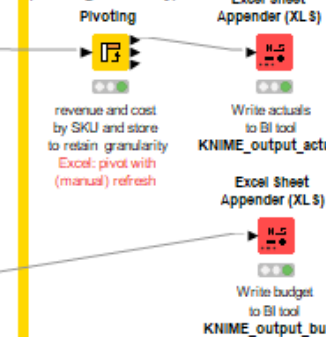
This process can scale to many months of actuals, and millions of rows of input data will no additional manual work require. Changing to a database input is the simple replacement of the Excel Reader nodes.

Actuals - Raw data from Accounting System

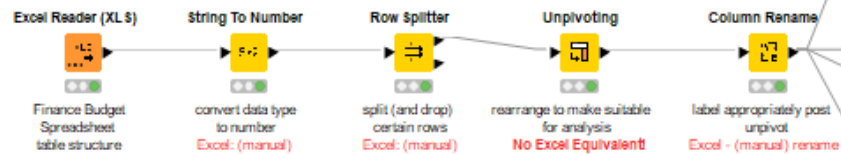


Output for Business Intelligence Tools

(retain granularity)



Budgets - Information provided in Table Format



Centralizing Accounting Processes with KNIME



- **Centralization** of cost accruals and routine tasks
- Conversion uncovered hidden **efficiencies**
- **Workload redistribution** to off-peak
- Allow senior members to focus on **value-add**
- **5 weeks time saved** per year (80%)

*“Centralizing financial processes with KNIME allowed the business to **scale without a proportional increase in cost**”*

- Director, Centralized Accounting Services

Benchmark Time Savings in Finance and Accounting

Telco Cost Accrual Automation

Centralization of Financial accounting process
Monthly time saving: 20 hours -> 3 hours

Annualized time saving: **1.5 months**

85%

Time
Saved

Cost Accrual Automation

Centralization of Financial accounting process
Monthly time savings: 20 hours -> 4 hours

Annualized time savings: **5 weeks**

80%

Client Invoicing

Multiple data sources blended and PDF invoices
generated automatically
Monthly time savings: 13 hours -> 30 minutes

Annualized time savings: **1 month**

95%

Cheque Payment Reconciliation

Compare Access database to Financial ERP and
identify invoices with fuzzy logic
Monthly time savings: 5 hours -> 30 minutes

Annualized time savings: **2 months**

90%

Month-end reporting automation

Data consolidation and reporting structure
creation for feed to PowerBI reporting tool
Monthly time savings: 5 hours -> 15 minutes

Annualized time savings: **1 month**

95%

Other Finance and Accounting Applications of KNIME

- Account reconciliation
- Cost Allocations
- AR Aging and reporting
- Ad hoc financial analysis
- Extracting information from text [*e.g. dates*]
- Invoicing automation and PDF generation
- Benchmarking
- Extraction of data from PDF files for analysis
- Cost Predictions
- ...etc.

Benefits to Finance with KNIME

Automation, auditability, continuity and scale

Visual, self-documenting, big data workflow outperforms spreadsheets

Reduced time-to-value from analyses

Data-savvy businessperson manages end-to-end analysis process with embedded domain knowledge

Low TCO drives quick rollouts and adoption

Open source platform is entirely free and provides enormous functionality
True data democratization

Extensive support resources

Engaged and active community, forums, training and webinars, events



Engaging data processing self-sufficiency

Business friendly drag and drop interface
No coding skills needed

Quick integration

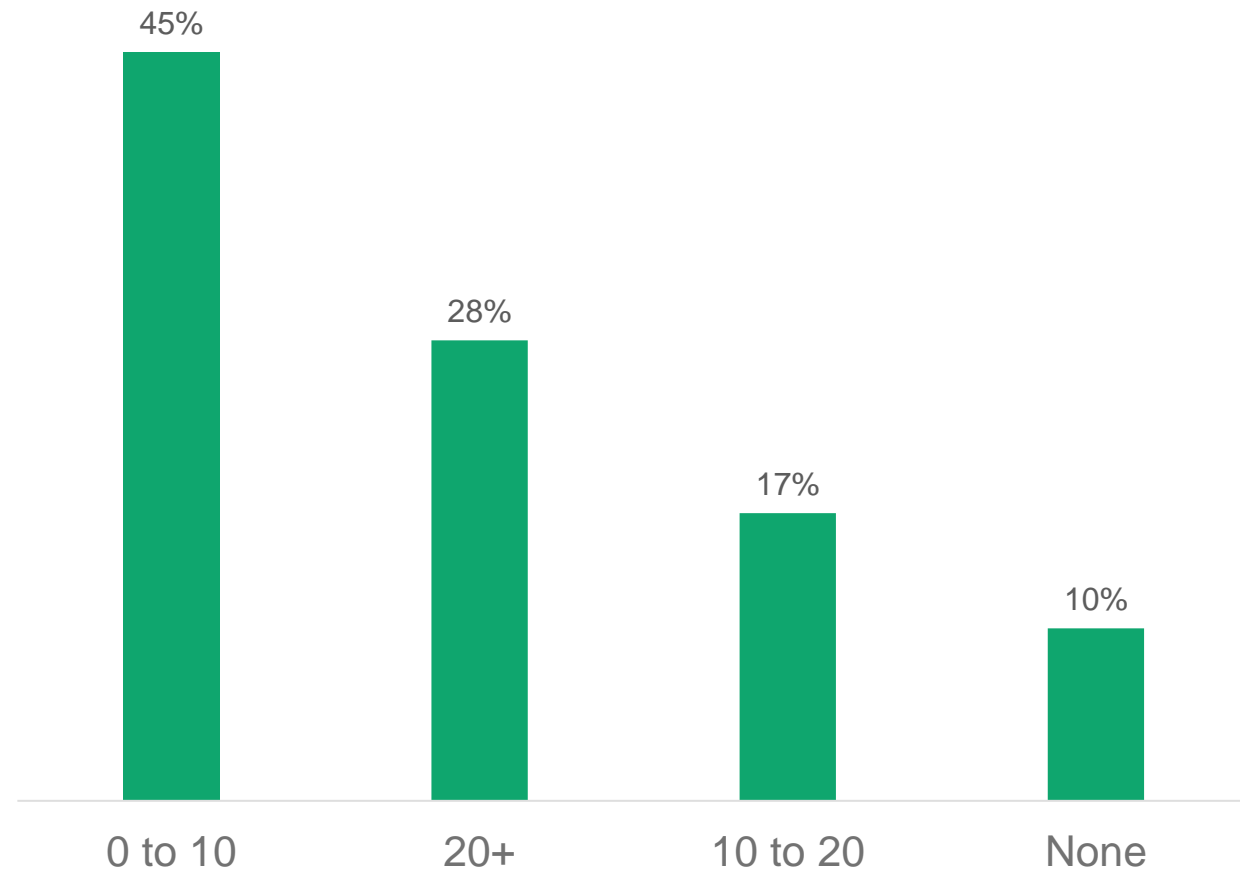
System agnostic

Address multiple problems in a single package

Data extraction, preparation, reporting, data science, geospatial analysis, guided analytics, deployment

Poll: How many of your processes could be automated with KNIME?

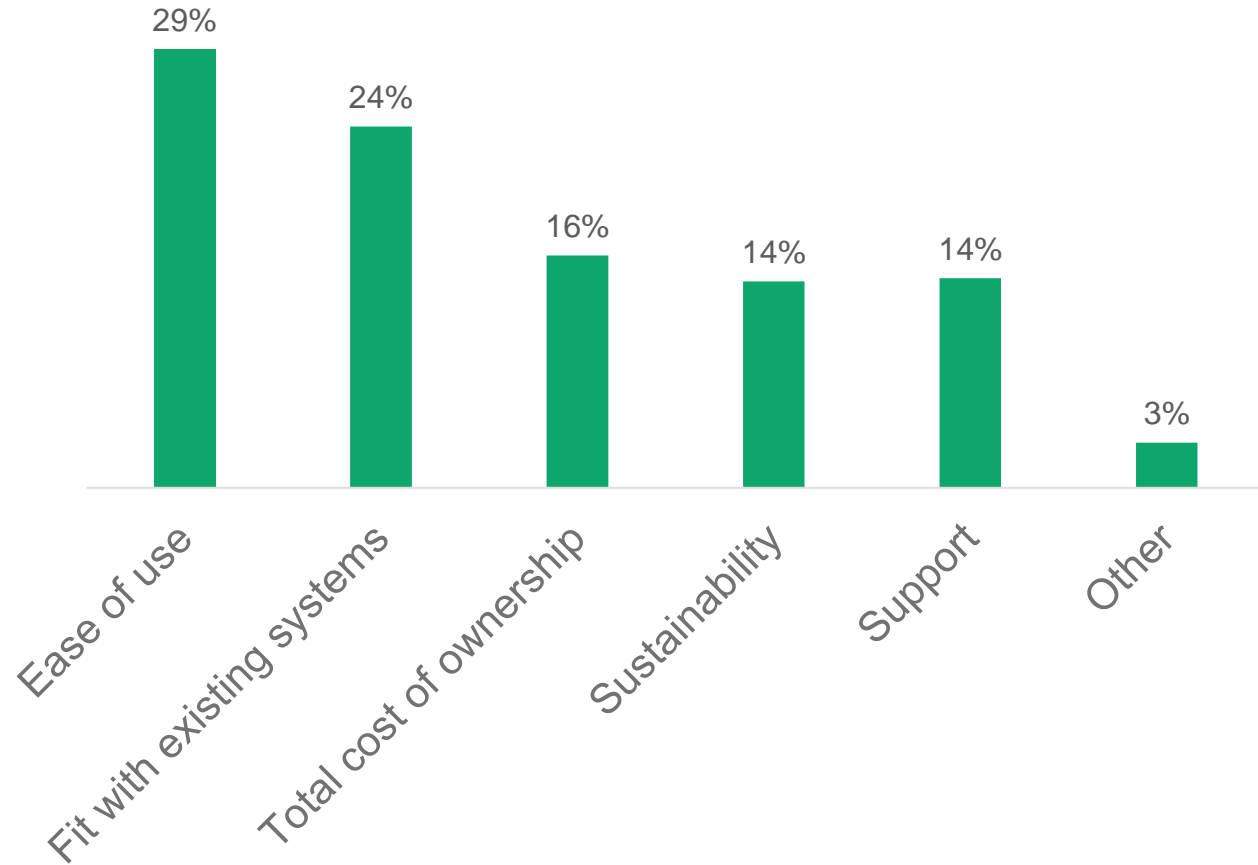
45% of the audience could find **at least 10** applications of KNIME for process automation;
90% could find **at least 1**



29 Responses

Poll: What are your top considerations when thinking of automation?

Ease of Use and **fit with existing systems** are the top considerations

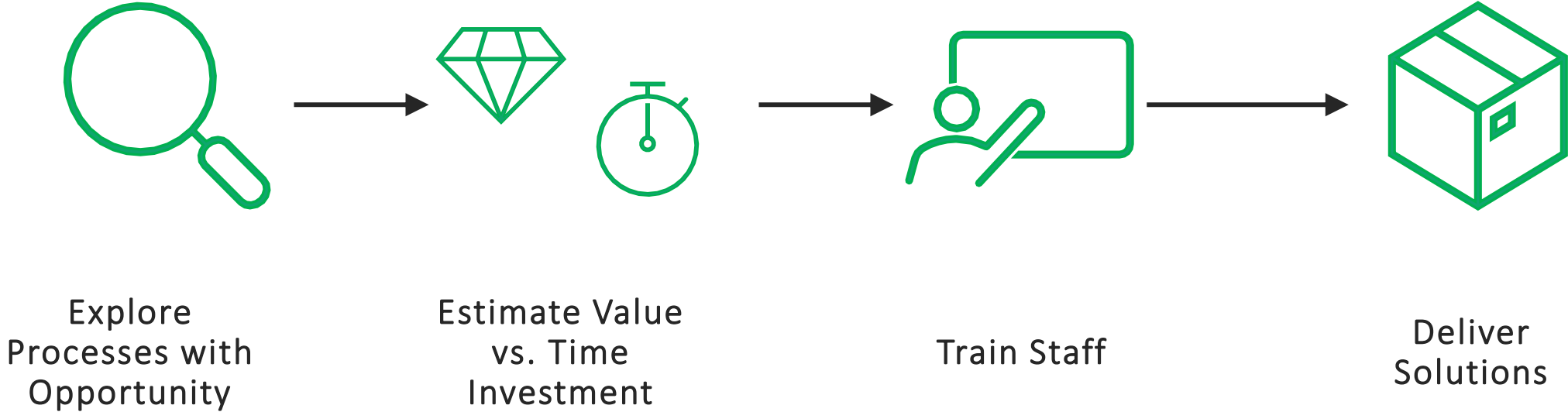


58 Responses

The right side of the slide features a decorative graphic composed of several overlapping, rounded, polygonal shapes. The top half consists of four yellow shapes, and the bottom half consists of two teal shapes. These shapes are arranged in a way that they appear to be part of a larger, abstract design.

KNIME Approach

Day5 Analytics' Corporate Training Approach



Learn **KNIME**.

Bring ground-breaking innovations to your daily work. No coding required.

Sample Results With Our Corporate Training Approach



Explore
Processes

20+

Projects



Value vs.
Time

6


Months
Annualized
Time Saved



Train

6

Students



Deliver

2

Months

Additional Benefits Across Finance

- ↪ Time saving
- ↪ Peak workload redistribution
- ↪ Improved auditability
- ↪ Error reduction
- ↪ Increased granularity and accuracy
- ↪ Scalability
- ↪ Easy to update models with business changes
- ↪ Team Engagement
- ↪ Continuity with documented workflow
- ↪ Transferrable skills
- ↪ Development of internal community

Day5 Analytics' KNIME Training & Support Plan

Learn KNIME.

Bring ground-breaking innovations to your daily work. No coding required.

Cost effective, self-sustaining engagement driver

- ✓ Tailored to **Finance and Accounting** challenges
- ✓ **< 6 month** payback*
- ✓ **Project** completed
- ✓ Dedicated **coaching** with a KNIME expert
- ✓ CPA **CPD hours**
- ✓ **Consulting credits** to offset cost^

[Register](#)

* Payback estimate based upon Finance / Accounting benchmark automation savings

^ Terms apply, contact us for details

Thank you for your time!

\$150 off Day5 Analytics' Training

Data for Clarity. KNIME for Finance Automation.

day5analytics.com/knime-training


Code: **XspreadsheetsX**

Free copy of

KNIME Beginner's Luck
from **KNIME Press**

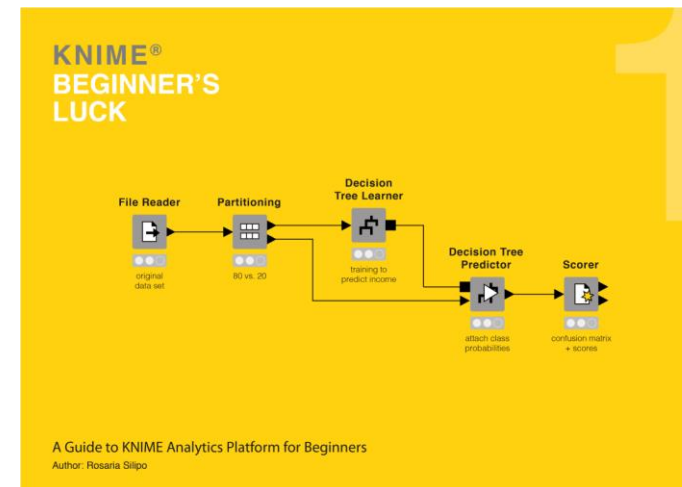
knime.com/knimepress

Code: **FINANCE-1120**



day5 analytics + **KNIME** Open for Innovation

KNIME FOR FINANCE AUTOMATION
Bring ground-breaking innovations to your daily work.
No coding required.



KNIME®
BEGINNER'S LUCK

File Reader (original data set) → Partitioning (80 vs. 20) → Decision Tree Learner (training to predict income) → Decision Tree Predictor (attach class probabilities) → Scorer (confusion matrix + scores)

A Guide to KNIME Analytics Platform for Beginners
Author: Rosaria Silipo



Thank You!

About Day5 Analytics Inc.

Day5 Analytics Inc. is a data analytics company dedicated to guiding clients to achieve the promise of today's technological revolution. We accelerate clients to their full analytical potential by understanding the intricacies of their businesses, creating solid data foundations and processes, and providing custom solutions.

Learn more about us at

www.day5analytics.com

